

# NWMLS Market Snapshot

FEBRUARY 2022



# NWMLS FEBRUARY 2022 CLOSED SALES



The median closed price  
for residential homes &  
condos increased

**14.3%** ↑

from February 2021

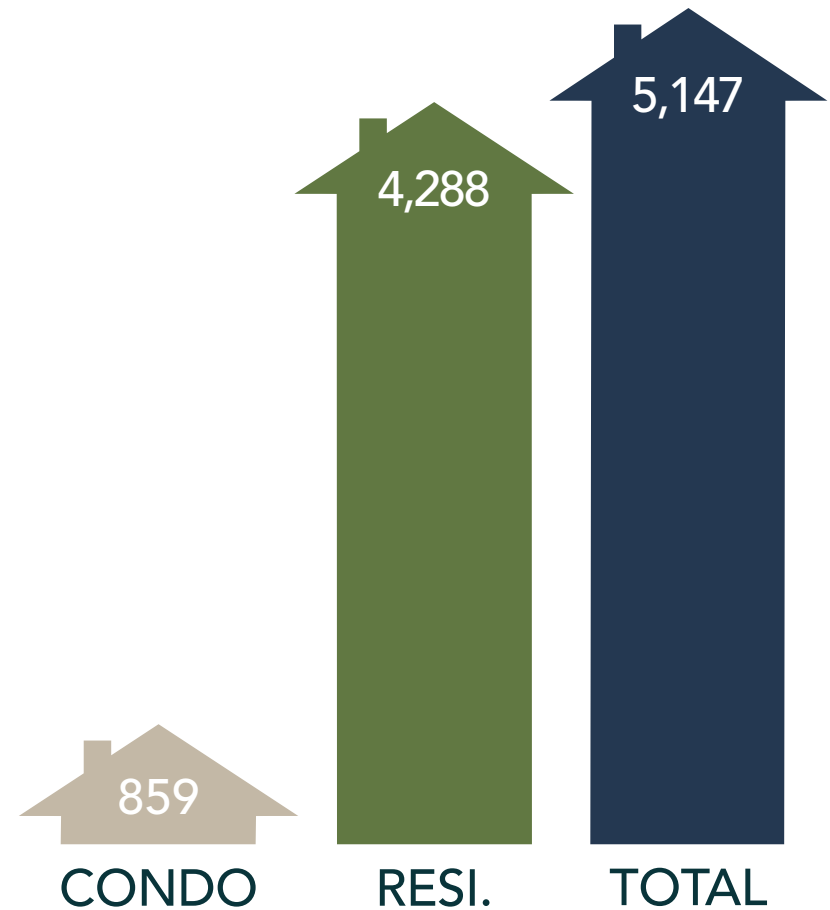
# NWMLS FEBRUARY 2022 CLOSED SALES



NWMLS brokers sold

**5,147**

residential homes  
& condos in total  
in February 2022



# NWMLS FEBRUARY 2022 CLOSED SALES



The total dollar value of closed sales for residential homes in February 2022 was

**\$3.19 Billion**

and was

**\$505 Million**

for condominiums

An illustration of four houses: a two-story house with a green roof, a white house with a blue roof, and two red brick houses. A white price tag with a yellow ribbon is overlaid on the houses.

**\$3.70 Billion**  
in Closed Sales  
(Residential & Condo)


# NWMLS FEBRUARY 2022 NEW CONSTRUCTION



NWMLS brokers sold

**794**

new construction  
residential homes & condos  
in February 2022



**\$699,950**


Median Sales Price  
in February 2022

Increase of

**12.0%** ↑

compared to sales prices  
in February 2021

# NWMLS FEBRUARY 2022 AVAILABLE INVENTORY



At the current rate of sales,  
it would take

**0.67 months**

to sell every home that is active  
in the NWMLS inventory

## Months of Inventory

A balanced market is considered to  
be 4 to 6 months by most  
industry experts

Decrease of

**9.1%** ↓

from February 2021

# NWMLS FEBRUARY 2022 AVAILABLE INVENTORY



There were

**3,461**

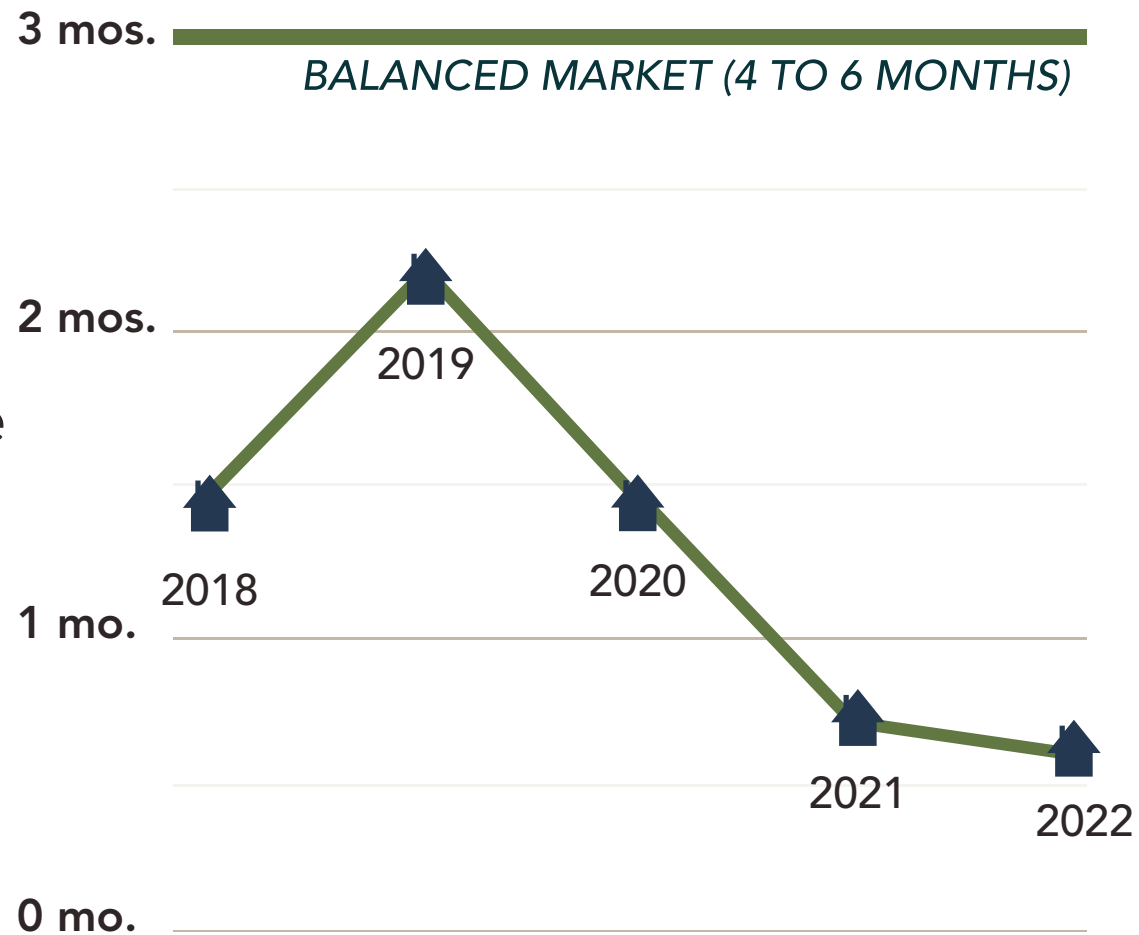
active listings in the database  
in February 2022

Decrease of

**19.5%** ↓

from February 2021

## Months of Inventory



# NWMLS FEBRUARY 2022 NEW LISTINGS

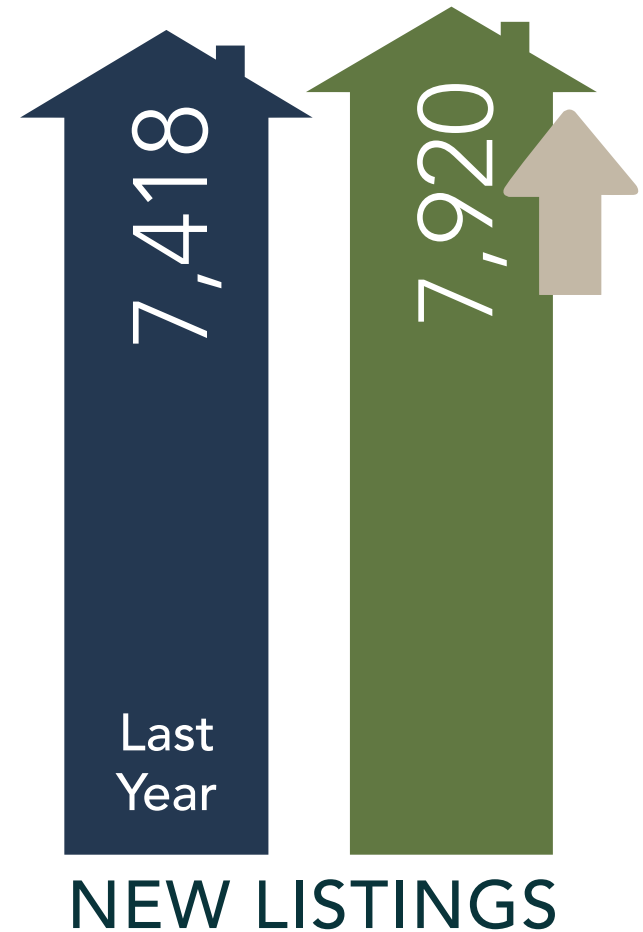


There were  
**7,920**

new listings added to the  
database in February 2022

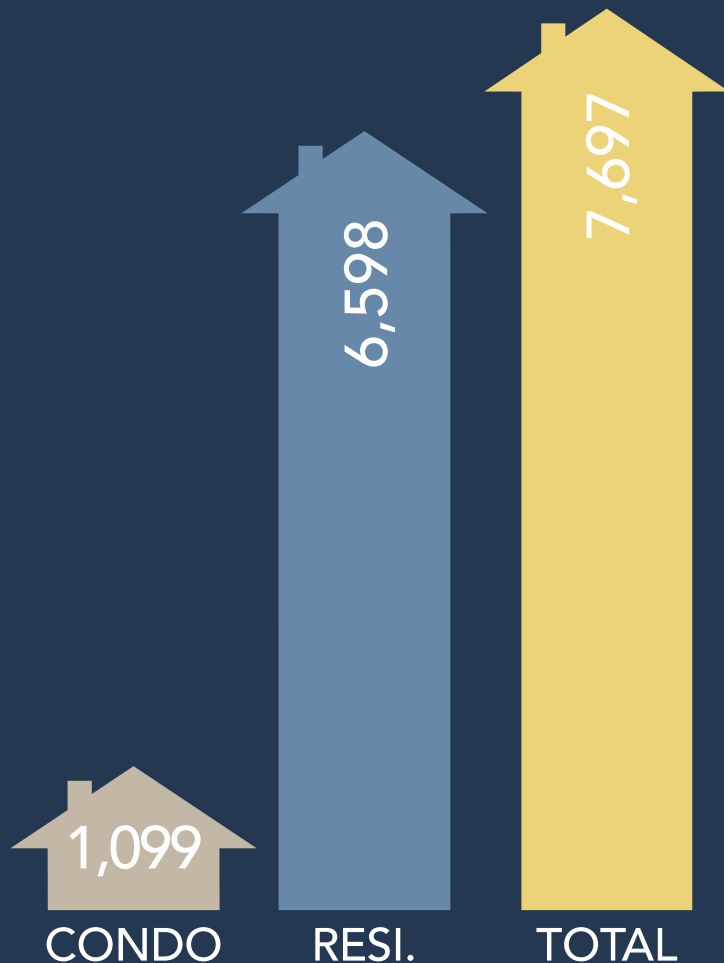
Increase of  
**6.8%** ↑

listings from February 2021





# NWMLS FEBRUARY 2022 PENDING SALES



There were

**7,697**

total residential units & condo units  
under contract in February 2022

# NWMLS FEBRUARY 2022 MEMBERSHIP



There were

**33,901**

total NWMLS  
members & subscribers  
in February 2022

Increase of

**5.6%** ↑

from February 2021



There were

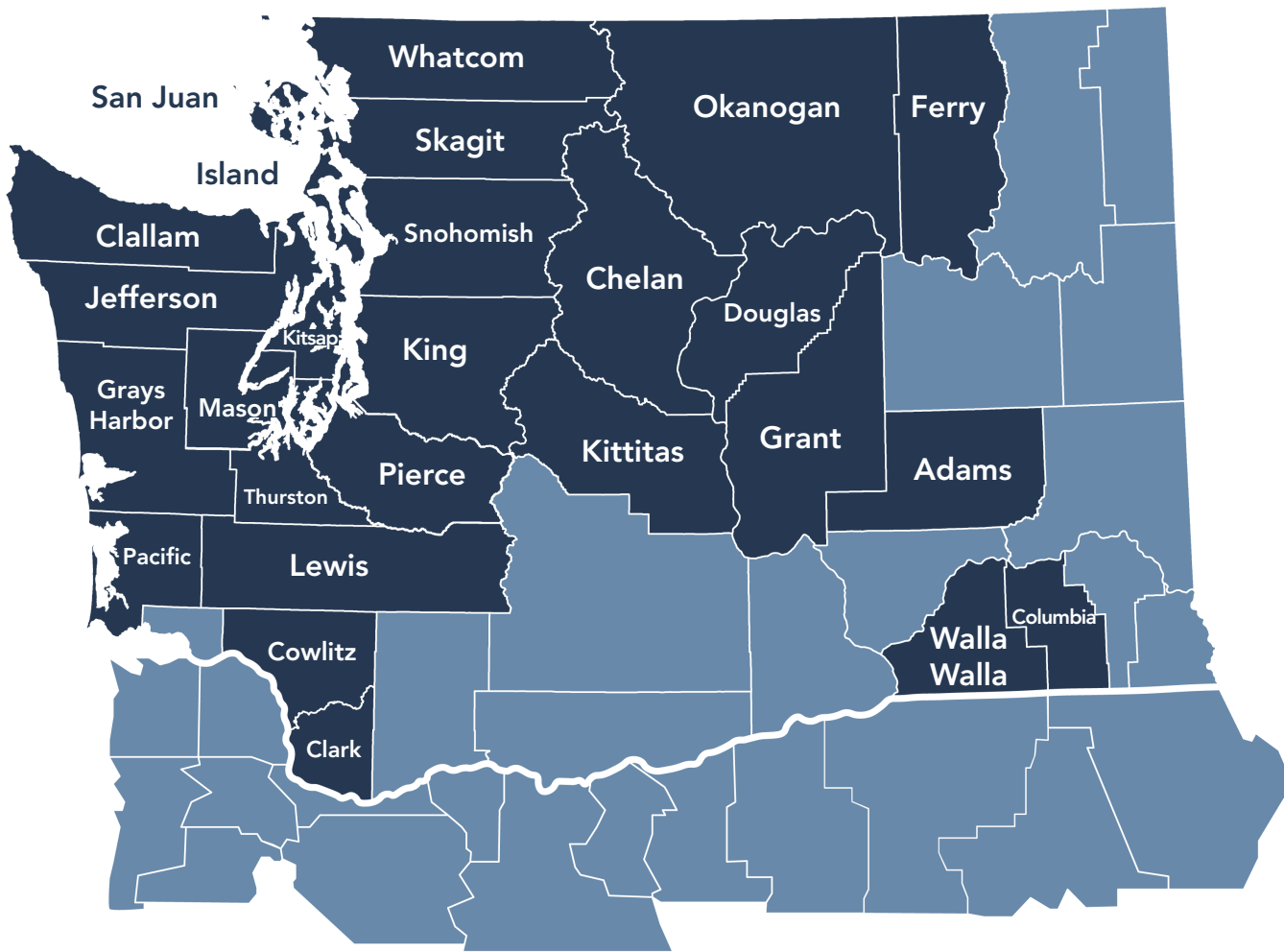
**2,616**

total member offices  
in February 2022

Increase of

**2.5%** ↑

from February 2021



This infographic includes information from 26 counties in NWMLS's service area.

Statistical information includes all single family homes and condominiums listed by NWMLS member firms in 26 counties in Washington State. Additional data and statistics are available to NWMLS members and subscribers on [www.nwmls.com](http://www.nwmls.com).

Copyright © 2022 - Northwest Multiple Listing Service.  
Unaltered infographics can be shared and redistributed.  
ALL RIGHTS RESERVED.

