

# NWMLS Market Snapshot

JUNE 2021



# NWMLS JUNE 2021 CLOSED SALES



The median closed price for residential homes & condos increased

**26.7%** ↑

from June 2020

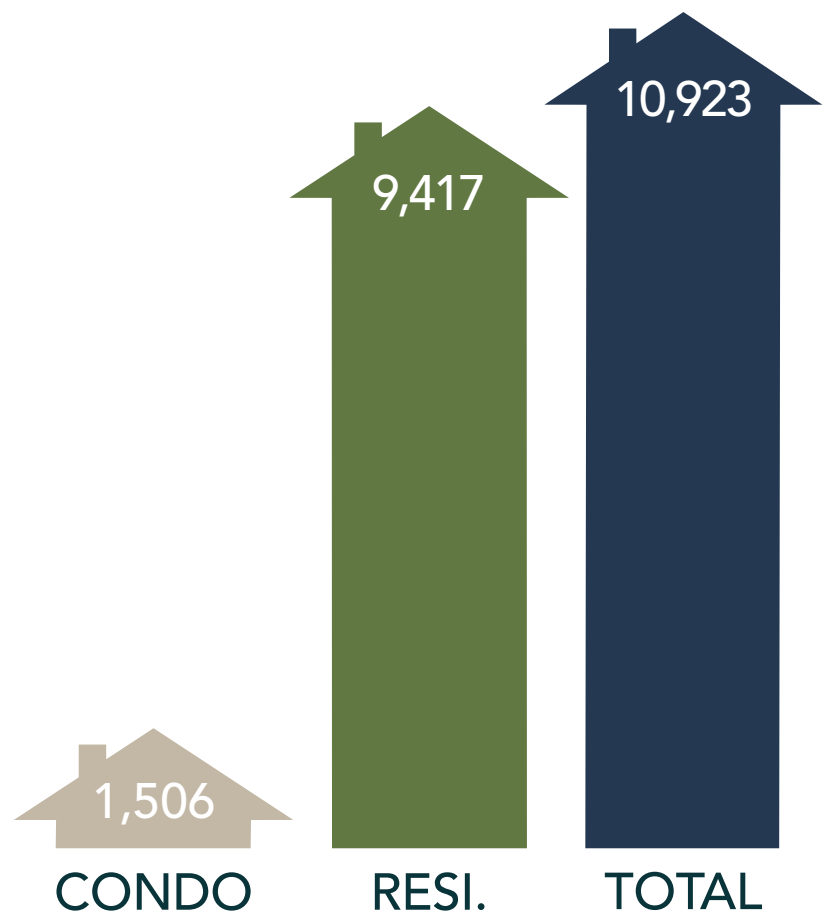
# NWMLS JUNE 2021 CLOSED SALES



NWMLS brokers sold

**10,923**

residential homes  
& condos in total  
in June 2021



# NWMLS JUNE 2021 CLOSED SALES



↑  
**+66.0%**  
from June  
2020



The total dollar value of closed sales for residential homes in June 2021 was

**\$7.19 Billion**

and was

**\$787 Million**

for condominiums



**\$7.98 Billion**  
in Closed Sales  
(Residential & Condo)


# NWMLS JUNE 2021 NEW CONSTRUCTION



NWMLS brokers sold

**975**

new construction  
residential homes & condos  
in June 2021



**\$677,455**


Median Sales Price  
in June 2021

Increase of

**19.9%** ↑

compared to sales prices  
in June 2020

# NWMLS JUNE 2021 AVAILABLE INVENTORY



At the current rate of sales,  
it would take

**0.58 months**

to sell every home that is active  
in the NWMLS inventory

## Months of Inventory

A balanced market is considered to  
be 4 to 6 months by most  
industry experts

Decrease of

**50.0%** ↓

from June 2020

# NWMLS JUNE 2021 AVAILABLE INVENTORY



There were

**6,358**

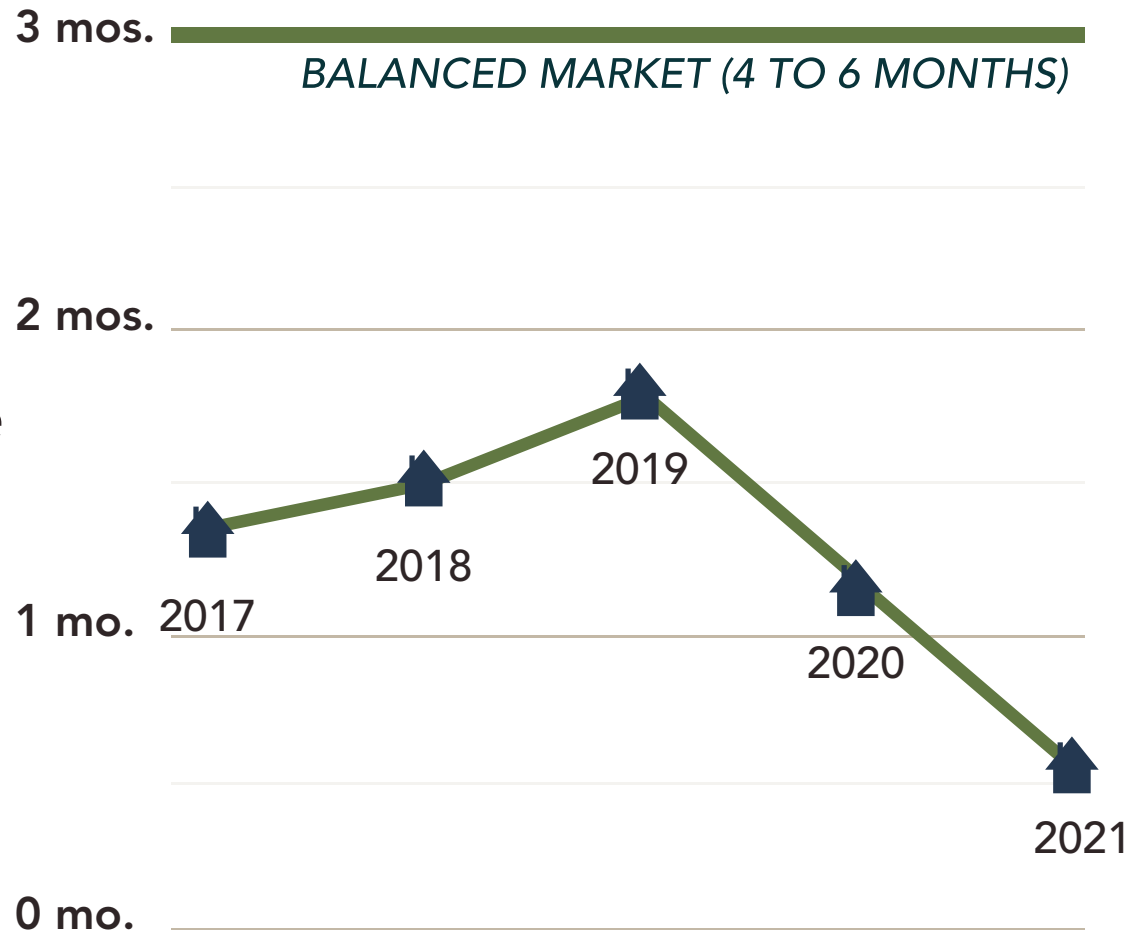
active listings in the database  
in June 2021

Decrease of

**34.3%** ↓

from June 2020

## Months of Inventory



# NWMLS JUNE 2021 NEW LISTINGS



There were

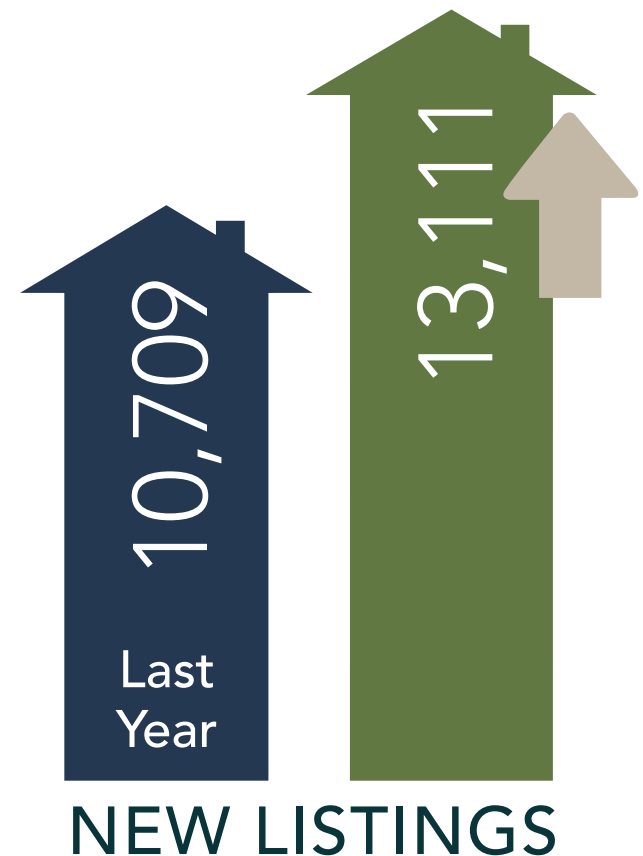
**13,111**

new listings added  
to the database in June 2021

Increase of

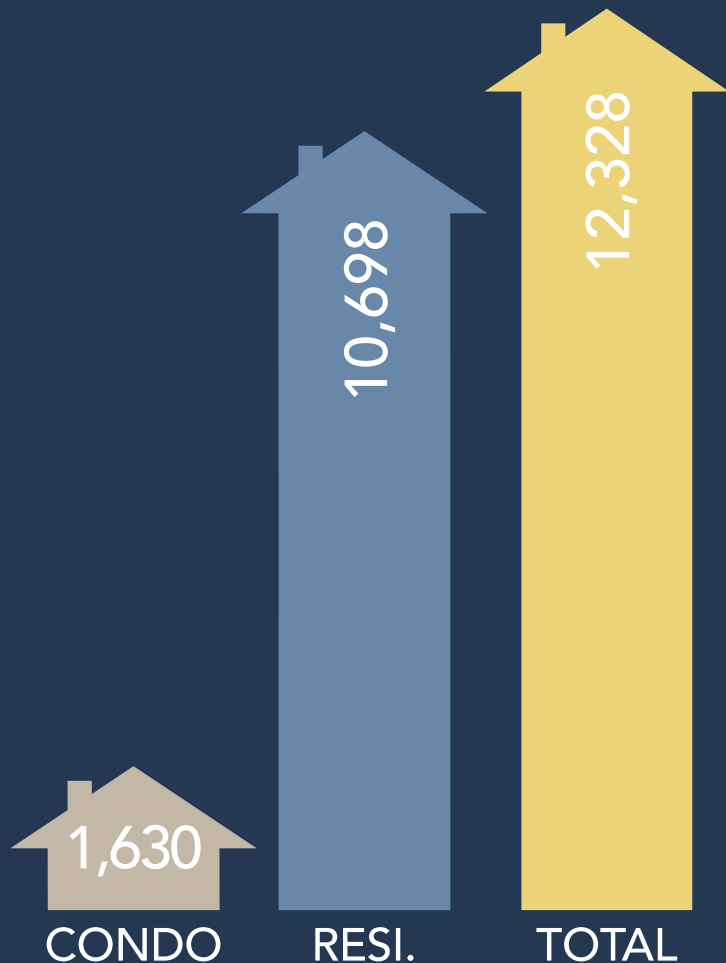
**22.4%** ↑

listings from June 2020





# NWMLS JUNE 2021 PENDING SALES



There were

**12,328**

total residential units & condo units  
under contract in June 2021

# NWMLS JUNE 2021 MEMBERSHIP



There were

**35,739**

total NWMLS  
members & subscribers  
in June 2021

Increase of

**10.6%**

from June 2020



There were

**2,582**

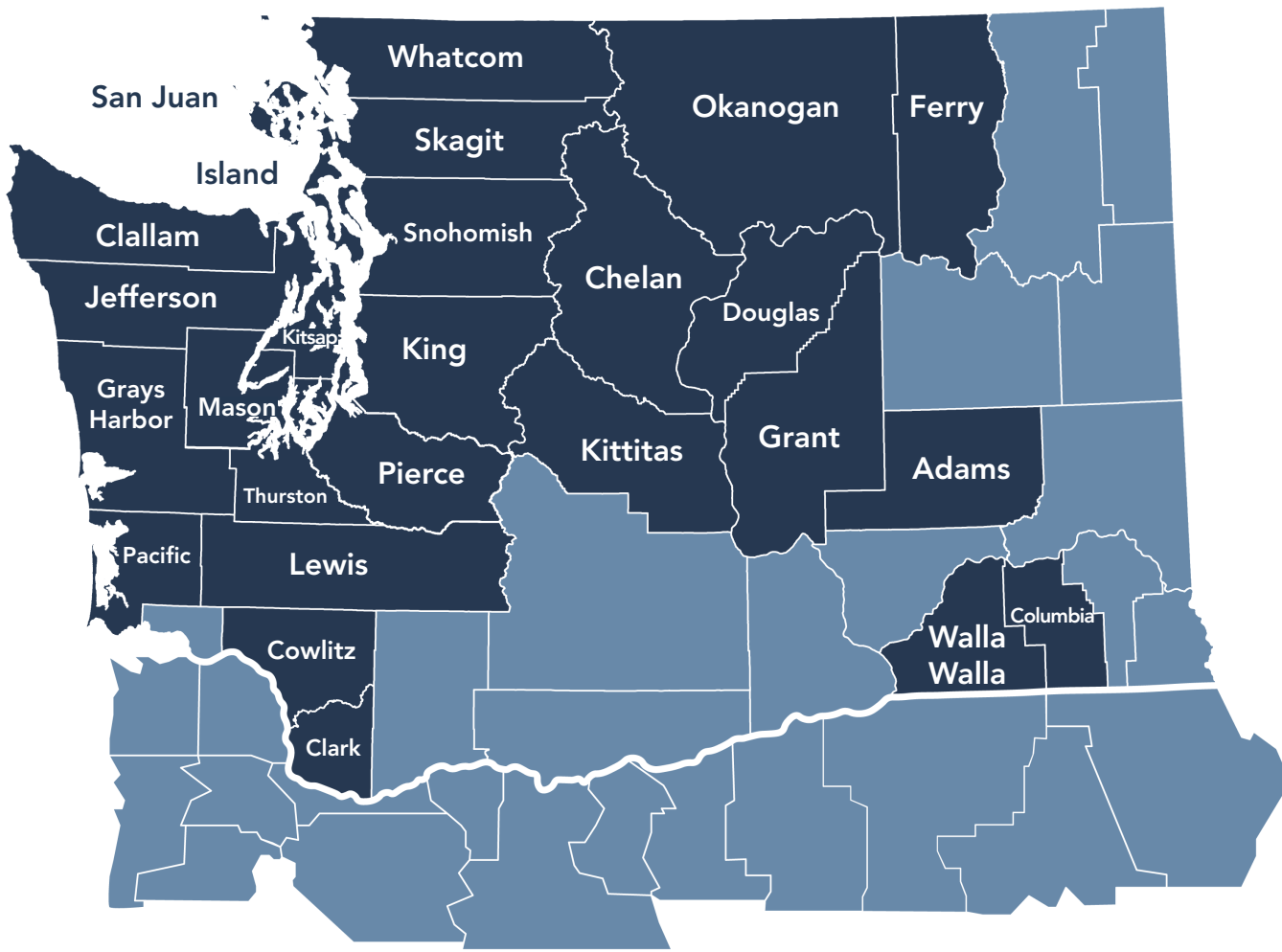
total member offices  
in June 2021

Increase of

**5.8%**

from June 2020





This infographic includes information from 26 counties in NWMLS's service area.

Statistical information includes all single family homes and condominiums listed by NWMLS member firms in 26 counties in Washington State. Additional data and statistics are available to NWMLS members and subscribers on [www.nwmls.com](http://www.nwmls.com).

Copyright © 2021 - Northwest Multiple Listing Service.  
Unaltered infographics can be shared and redistributed.  
ALL RIGHTS RESERVED.

